

GordonTLong.com

# LIVING ON BORROWED TIME!

MACRO INSIGHTS



Gordon T Long  
5/24/2015

## Living on Borrowed Time

*Excerpted from the latest MATA Report*

We have continuously reported the steady deterioration we see in the overall financial markets, but despite this the markets have continued to soar to new dizzy heights. For the first time in history it has occurred in both the equity markets and the bond markets at the same time.

We now have a bubble in the equity market that makes the Dot.com bubble pallid in comparison and a bond bubble that is larger than the equity bubble as over \$2T in bonds are forced to trade at negative yields which previously had been considered the natural limit of the upside to a bonds price appreciation.



In the equity markets this is primarily because of three reasons:

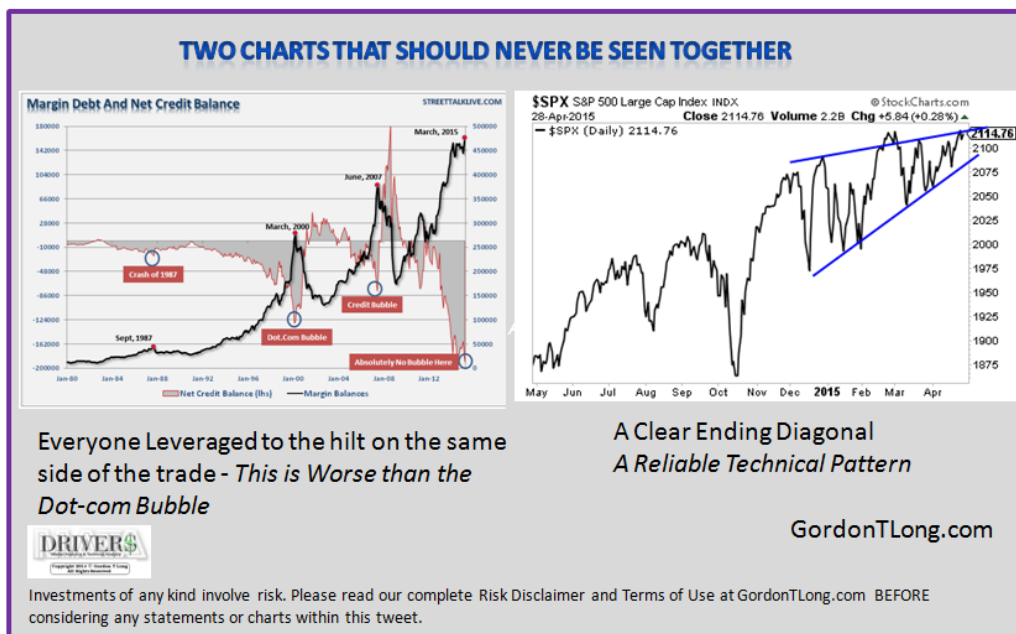
1. Corporate Tax Incented Buybacks reaching unprecedented levels,
2. Central Bank interference in the markets through large scale options buying,
3. Sovereign Wealth Fund & Government Pension Plan Buying,

All three of these have previously been unheard-of and are basically different forms of market manipulation.

Recently the Swiss Central Bank [admitted it was buying shares](#). It was disclosed that in 2013 it moved from 12% to 16% of their total asset holdings. The Swiss Central Bank joined the Bank of Japan in this admission where the BOJ has interceded 33 times in the markets in the last year. The Norway Sovereign Wealth Fund [unveiled in June of last year](#) that it planned to buy 5% of every European stock.

The result of this is financial markets are exhibiting patterns and behavior that has never (or at least seldom) been witnessed before. The signs are eerie that markets may have reached the point of being "wobbly". Like trees that grow too high, they eventually become unstable and topple.

### EERIE SIGNS



**"Smart Money" OEX Open Interest Put/Call Ratio: Off The Charts Elevated**



### NYSE

#### Margin Debt in NYSE Accounts & S&P 500

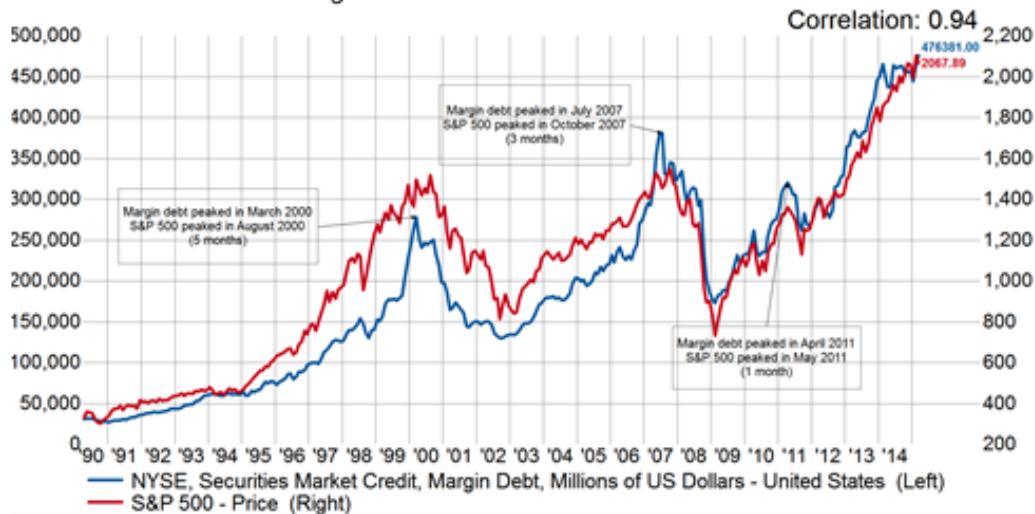


Chart 1: US equity decoupling: disconnect between flows and prices



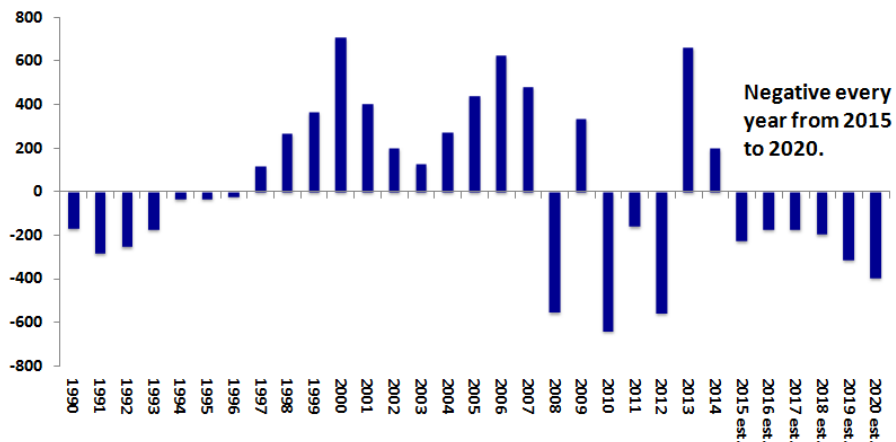
Source: BofAML Global Investment Strategy, EPFR Global

### LIVING ON BORROWED TIME

We may have reached the point where we are living on borrowed time. The reason for this is that in spite of this buying pressure, liquidity is trying up. According to the work of Richard Duncan liquidity will go negative in Q3 2015 unless the Federal Reserve resumes its expansion of the Federal Reserve's balance sheet.

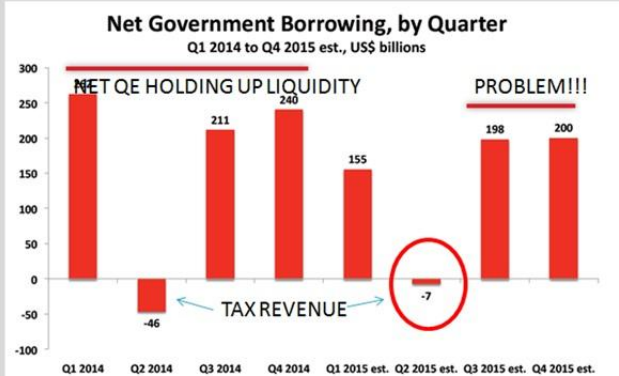
### The Liquidity Gauge

Based on my forecasts for the US Current Account Deficit  
1990 to 2020 est., US\$ billions



Recently we are experiencing a respite from this collapse due to Q2 seasonal flows due to tax filing year ends.

## Q2 NET GOVERNMENT BORROWING IS TEMPORARILY KEEPING LIQUIDITY FLOWING



Note: The sum of the 2015 quarterly numbers here are \$40 bn lower than the 2015 annual data in the earlier chart because in annual chart the government borrowing is based on FY whereas here it's based on CY.



SOURCE: ILO Presentation to G-20

GordonTLong.com

Investments of any kind involve risk. Please read our complete Risk Disclaimer and Terms of Use at GordonTLong.com BEFORE considering any statements or charts within this tweet.

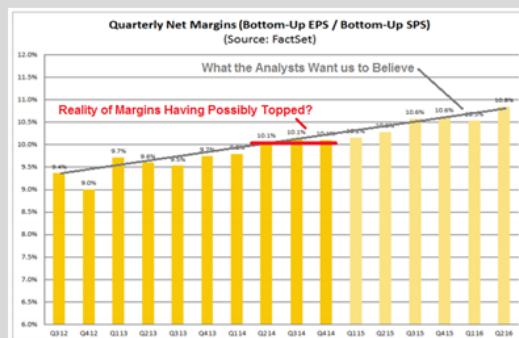
## MARGIN WORRIES AHEAD

Margin pressures have become our biggest concerns going forward. Top line sales revenue has been flat to falling in the S&P 500 for some time now. Bottom line earnings have been held up with financial engineering and buybacks to increase earnings per share by reducing the number of shares outstanding and the total amount of dividends needing to actually be paid out.

To make all this work, margin has been increased by dramatic reduction in the workforce, its pay, benefit coverage and full time / part time status. As a consequence the middle class in America has been fundamentally "gutted" and its purchasing power in real disposable income seriously eroded.

To offset this, debt levels have increased (primarily in student and car loan levels) along with government expenditure levels. Corporate profits are soon going to be unavoidably impacted.

## MARGIN PRESSURES ARE A POTENTIAL PROBLEM FOR ELEVATED P/E RATIOS



SOURCE: FACTSET

GordonTLong.com

Investments of any kind involve risk. Please read our complete Risk Disclaimer and Terms of Use at GordonTLong.com BEFORE considering any statements or charts within this tweet.

### SHIFTING DOWNWARD SENTIMENT

The US household is now feeling this as sentiment begins to plummet and discretionary spending falls.

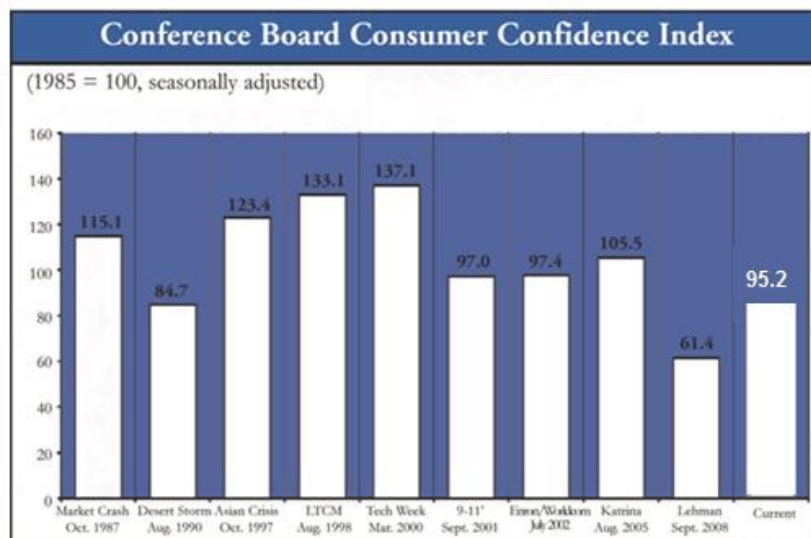


Chart courtesy of Gluskin Sheff

### BUYBACKS LEVELS ARE NOT SUSTAINABLE

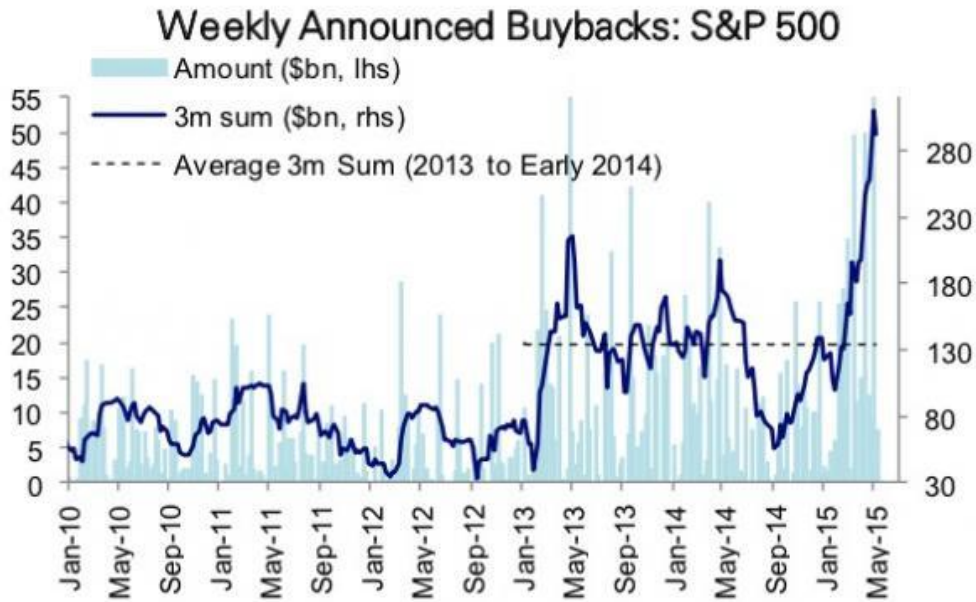
When 90% of all profits are being returned to shareholders in the form of buybacks and dividends you know it is unsustainable and will soon come to an end. How can long term top line sales / revenue growth be maintained without re-investment of profits?

**Exhibit 4: We expect S&P 500 buybacks to grow by 18% in 2015**  
as of April 23, 2015

\$ Billions	2012	2013	2014	2015E
<b>Capital Usage</b>				
Capital Expenditures	\$637	\$649	\$702	\$676
Research & Development	207	228	248	245
Cash Acquisitions	228	156	185	195
Share Buybacks	396	476	514	604
Dividends	305	333	376	404
<b>Total Capital Usage</b>	<b>\$1,772</b>	<b>\$1,843</b>	<b>\$2,025</b>	<b>\$2,124</b>
<b>% Year/Year Growth</b>				
<b>Capital Usage</b>				
Capital Expenditures	10 %	2 %	8 %	(4)%
Research & Development	7	10	9	(1)
Cash Acquisitions	2	(31)	19	5
Share Buybacks	(2)	20	8	18
Dividends	19	9	13	7
<b>Total Capital Usage</b>	<b>7 %</b>	<b>4 %</b>	<b>10 %</b>	<b>5 %</b>

Source: Compustat and Goldman Sachs Global Investment Research.

Figure 72: Weekly buybacks and rolling 3m sum



Source: Bloomberg Finance LP, Factset, Deutsche Bank

Figure 74: Quarterly history of buyback announcements



Source: Bloomberg Finance LP, Factset, Deutsche Bank

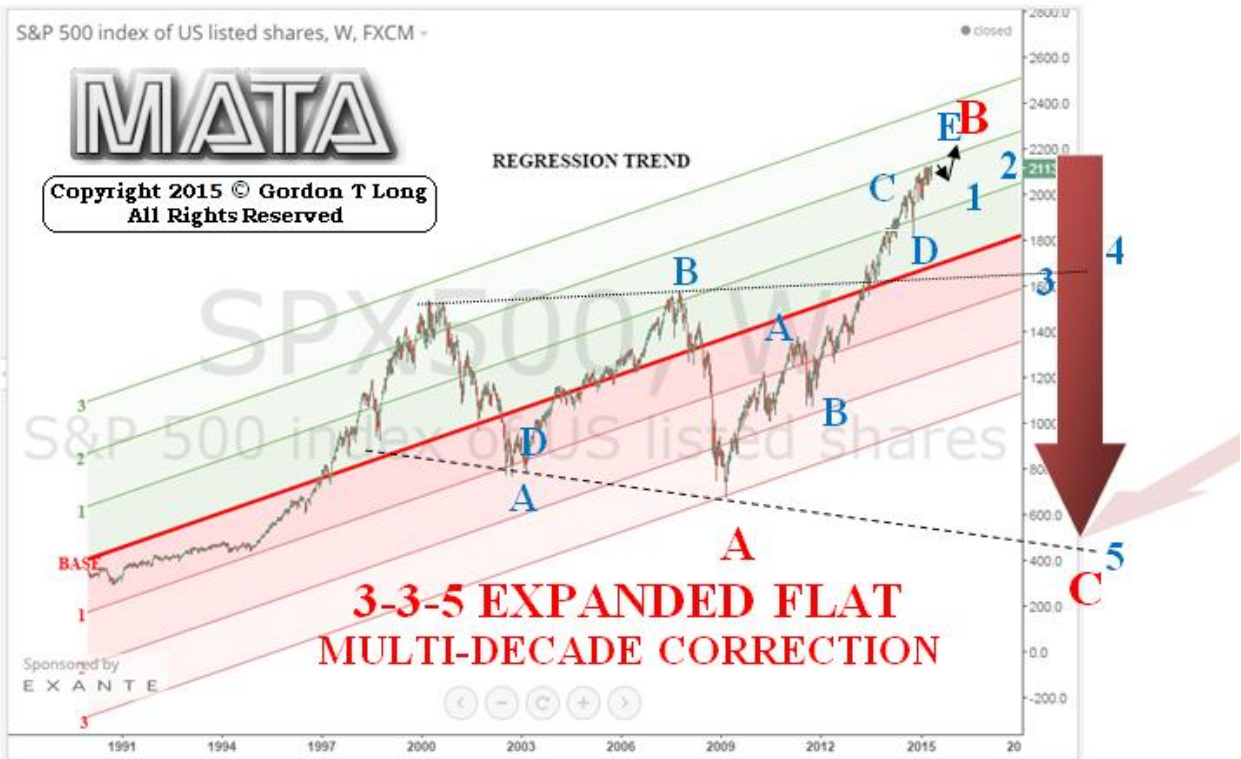
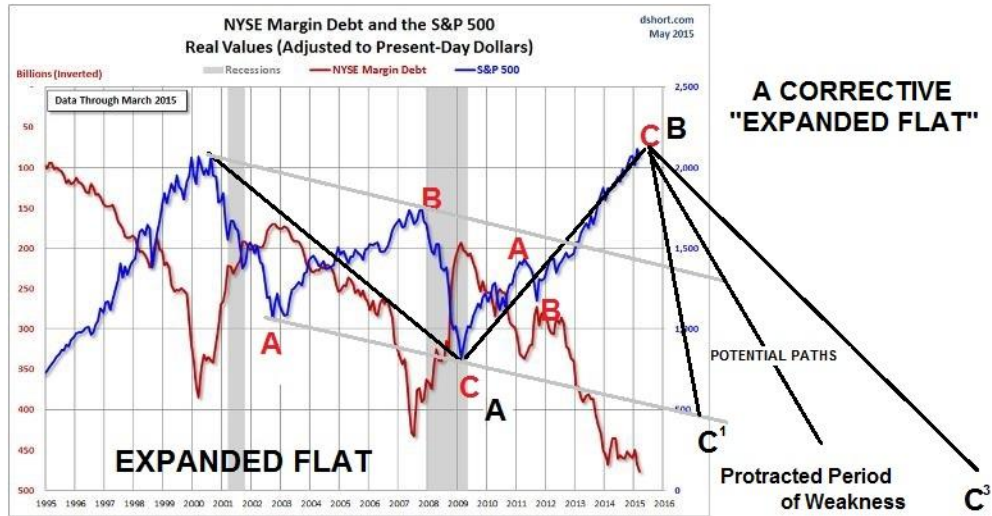
# Gordon T Long

Market Research & Analytics

www.GordonTLong.com

## LONGER TERM VIEW

As we lay out in the May MATA we still see more increases in the equity markets in 2015 but have serious concerns beginning in 2016.



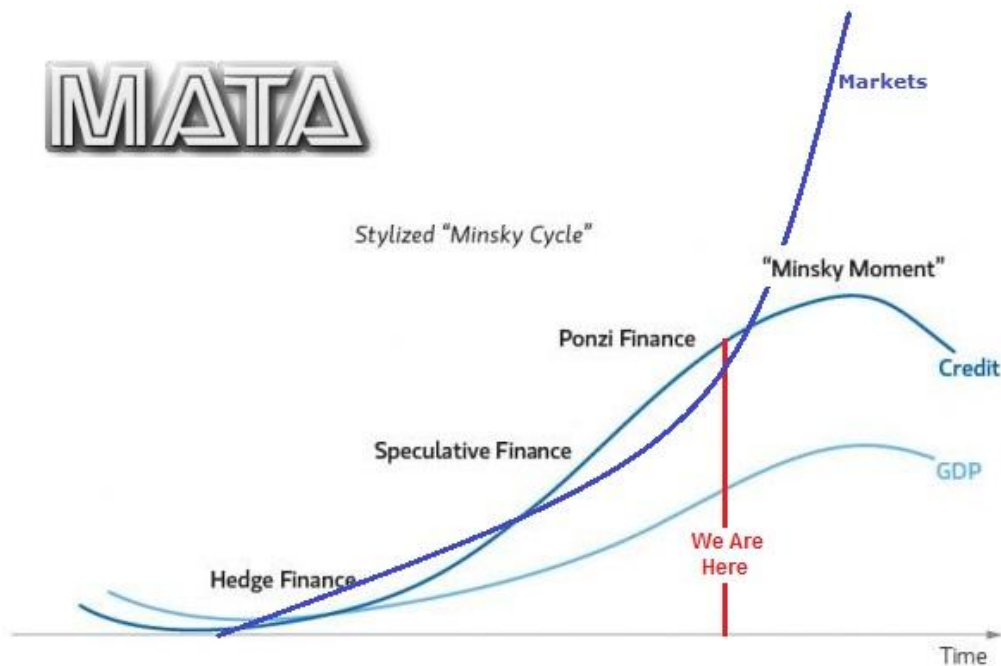


## HAVEN'T CHANGED OUR POSITION

After the near term expected correction we still expect markets to head higher towards a "Minsky Moment" in 2015. This is based on the assumption that Central Banks will react to any deterioration in the financial markets with more liquidity pumping!

### Minsky's Debt Continuum

- Hedge finance
  - Debt that can fulfill all contractual obligations using cash flows
- Speculative finance
  - Can meet interest payments on cash flows, but require a "roll over" to meet principal payments
- Ponzi finance
  - Cash flows cannot meet interest or principle obligations. Requires additional borrowing or asset sales or rising asset prices.





# Gordon T Long

Market Research & Analytics

[www.GordonTLong.com](http://www.GordonTLong.com)

**Gordon T Long**

**Publisher & Editor**

[general@GordonTLong.com](mailto:general@GordonTLong.com)

Gordon T Long is not a registered advisor and does not give investment advice. His comments are an expression of opinion only and should not be construed in any manner whatsoever as recommendations to buy or sell a stock, option, future, bond, commodity or any other financial instrument at any time. While he believes his statements to be true, they always depend on the reliability of his own credible sources. Of course, he recommends that you consult with a qualified investment advisor, one licensed by appropriate regulatory agencies in your legal jurisdiction, before making any investment decisions, and barring that you are encouraged to confirm the facts on your own before making important investment commitments.

© Copyright 2015 Gordon T Long. The information herein was obtained from sources which Mr. Long believes reliable, but he does not guarantee its accuracy. None of the information, advertisements, website links, or any opinions expressed constitutes a solicitation of the purchase or sale of any securities or commodities. Please note that Mr. Long may already have invested or may from time to time invest in securities that are recommended or otherwise covered on this website. Mr. Long does not intend to disclose the extent of any current holdings or future transactions with respect to any particular security. You should consider this possibility before investing in any security based upon statements and information contained in any report, post, comment or suggestions you receive from him.